

# Embedded Software Generation from System Level Design Languages

**Haobo Yu, Rainer Doemer and Daniel Gajski**  
**Center for Embedded Computer Systems**  
**University of California, Irvine**  
**<http://www.cecs.uci.edu>**

# Outline

- **Introduction**
  - Related work
- **Design flow**
- **Embedded software generation**
  - Task generation
  - Code generation
  - Operating System targeting
- **Experimental results**
- **Summary & conclusions**

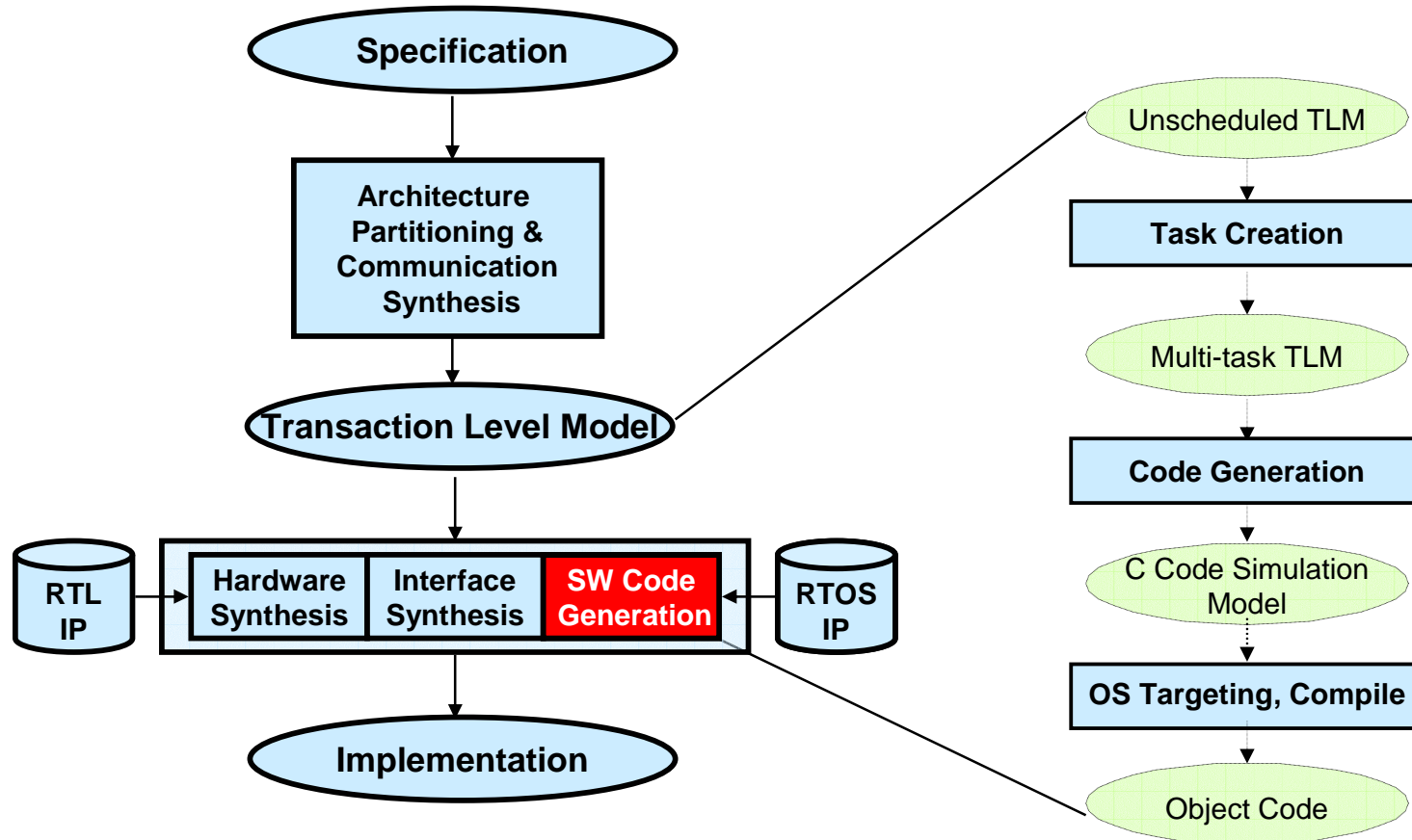
# Introduction

- **Increasing Significance of Embedded SW**
  - ⇒ Most embedded software is still created manually after HW/SW partitioning
  - ⇒ Generation from system level design language (SLDL) is one solution to increase productivity
- **Embedded SW Generation within System Design Flow**
  - Sequence of refinement steps
  - Well-defined intermediate models
- **Implementing SLDL language elements using ANSI C**
  - Hierarchy, concurrency, communication
  - Modules, processes, channels, port mappings

# Related Work

- **Code generation**
  - From abstract model (UML) [Rational]
  - From graphical finite state machine (StateCharts) [Harel90]
  - From synchronous programming languages (Esterel)[Boussinot91]
- **POLIS approach [Baladrin97]**
  - Mainly focused on reactive real time systems
  - Not easily extended for other more general frameworks
- **Software generation from SystemC SLDL**
  - Redefinition and overloading of SystemC class [Herrera03]
    - Requires C++ compiler and introduces SLDL language overhead
  - Substituting SystemC modules with C structures [Groetker03]
    - Requires special SystemC modeling styles

# Embedded Software Generation in System Design Flow



# Embedded Software Generation Steps

## 1) Task creation

- Creates multiple tasks from specification
- Determine scheduling algorithm, task priorities

## 2) Code generation

- Create C code for each task from its SLDL description

## 3) Operating system targeting

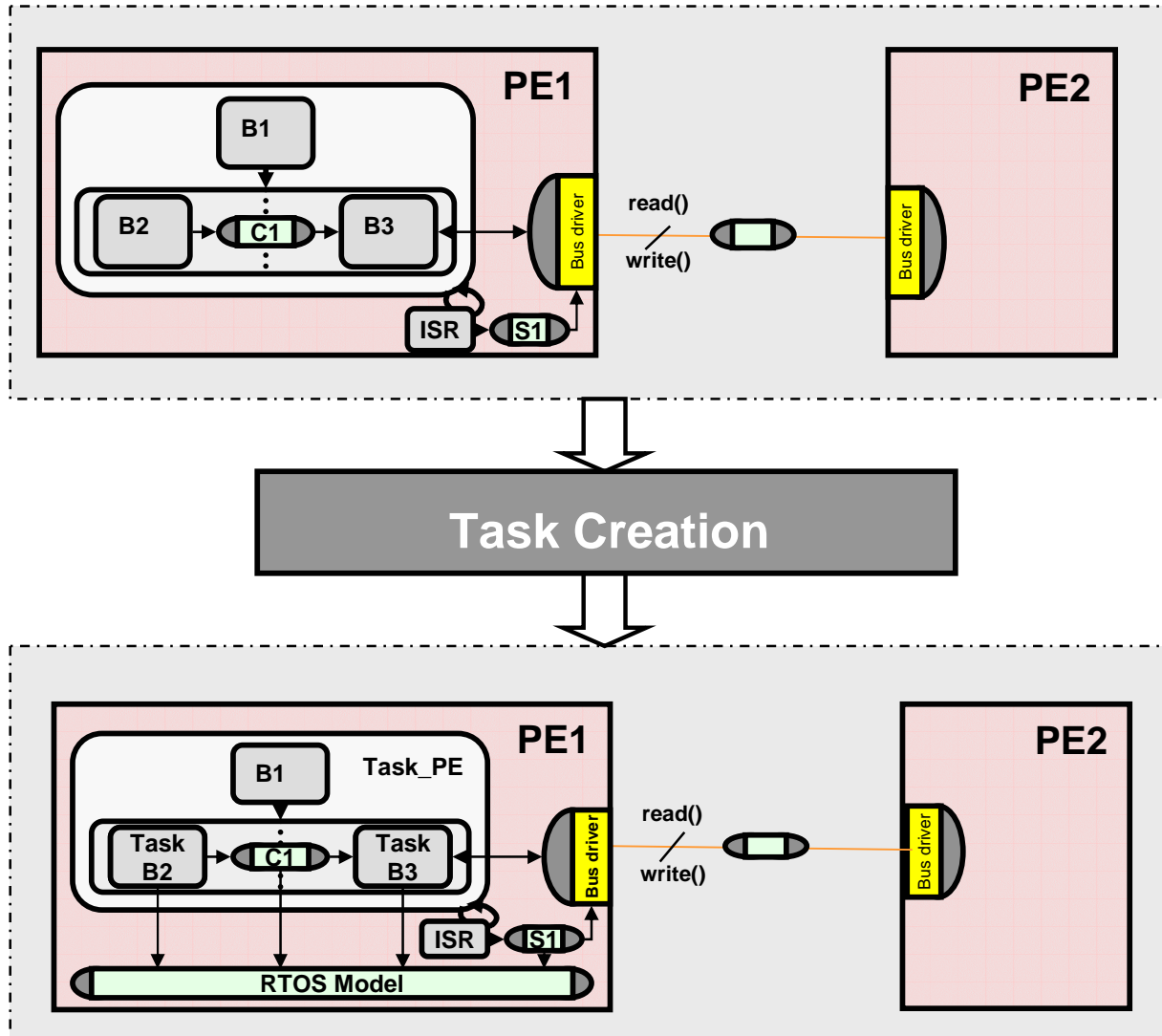
- Implement task management, inter-task communication

## • Code optimization

# Task Creation (a)

- **Concurrency**
  - Conversion of concurrent behaviors into tasks
  - Fork child tasks dynamically inside a parent task
- **Communication**
  - SLDL channels are replaced by channels from RTOS Lib
    - semaphore, queue, handshake, ...
- **Multi-task system scheduled by abstract RTOS model**
  - Choose scheduling algorithm and set task priority
  - Simulate and check timing properties for the SW part

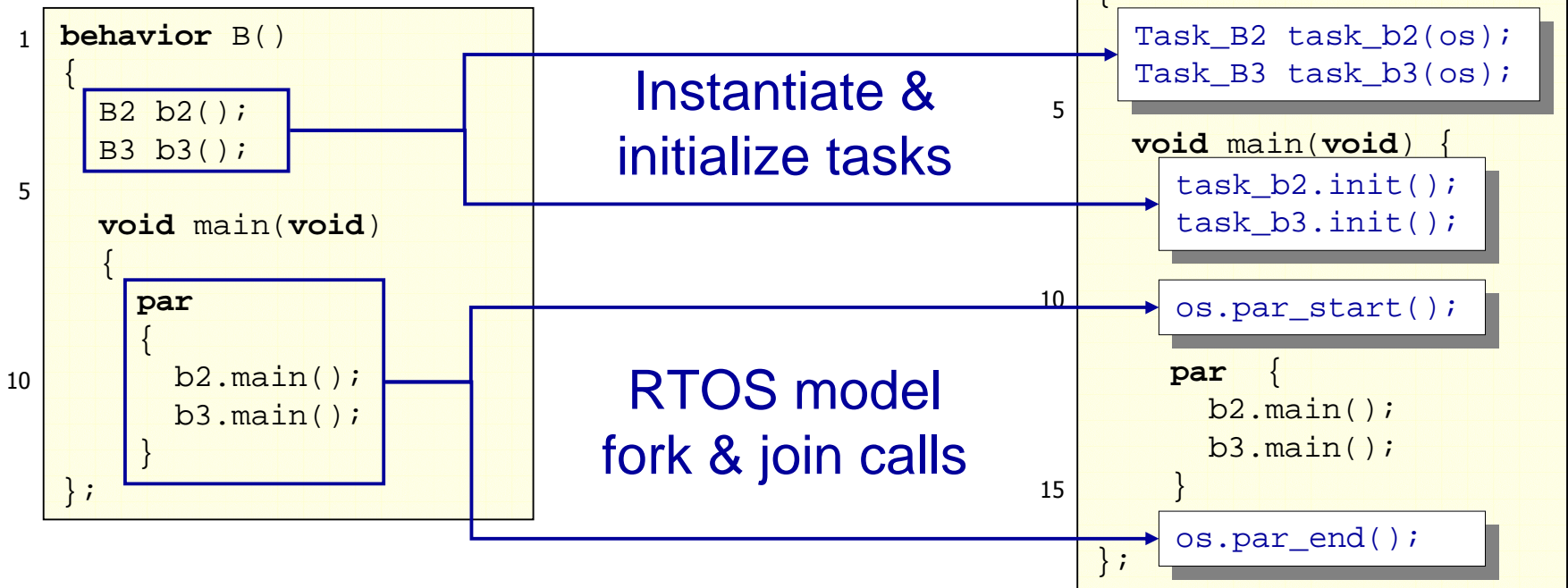
# Task Creation (b)





# Task Creation (c)

- **Dynamic task creation**
  - Refine `par{}` statements

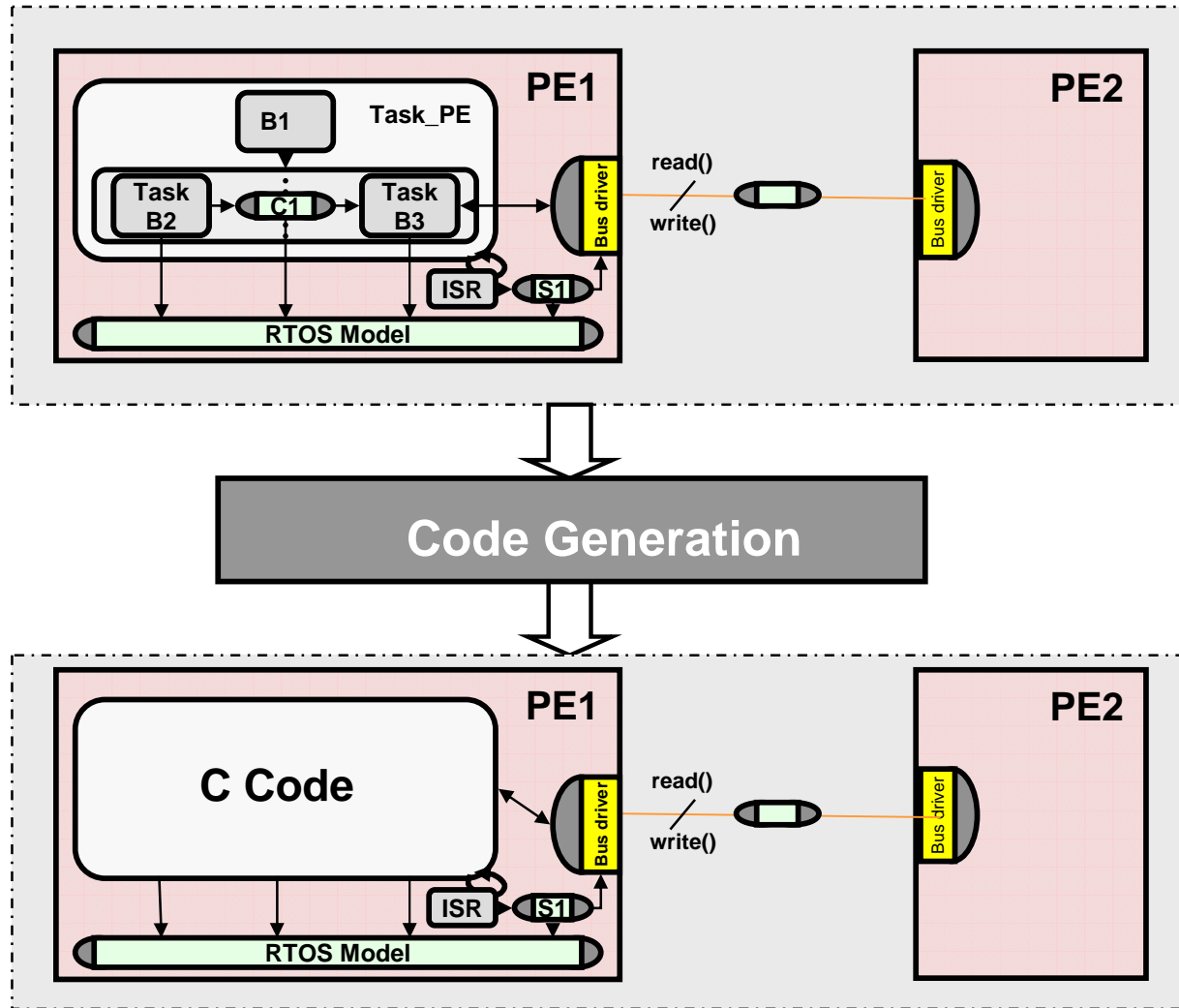


# Code Generation (a)


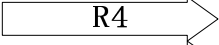
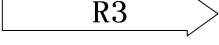
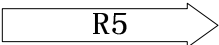
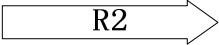
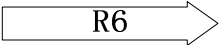
- **Rules for C code generation**

1. Behaviors and channels are converted into *C struct*
2. Child behaviors and channels are instantiated as *C struct* members inside the parent *C struct*
3. Variables defined inside a behavior or channel are converted into data members of the corresponding *C struct*
4. Ports of behavior or channel are converted into data members of the corresponding *C struct*
5. Functions inside a behavior or channel are converted into global functions
6. A static *struct* instantiation for each PE is added at the end of the output C code to allocate/initialize the data used by SW

# Code Generation (b)



# Code Generation (c)

<pre> 1 behavior B1(int v) {     int a; 5 void main(void)     {       a = 1;       v = a * 2; 10 } }; behavior Task1 {     int x; 15 int y;     B1 b11(x);     B1 b12(y);     void main(void) 20 {       b11.main();       b12.main();     } }; </pre>	<div style="margin-bottom: 10px;">  R1         </div> <div style="margin-bottom: 10px;">  R4         </div> <div style="margin-bottom: 10px;">  R3         </div> <div style="margin-bottom: 10px;">  R5         </div> <div style="margin-bottom: 10px;">  R2         </div> <div style="margin-bottom: 10px;">  R6         </div>	<pre> 1 struct B1 {     int (*v) /*port*/;     int a; 5 }; void B1_main(struct B1 *this) {     (this-&gt;a) = 1;     (*(this-&gt;v)) = (this-&gt;a) * 2; 10 } struct Task1 {     int x;     int y; 15 struct B1 b11;     struct B1 b12; }; void Task1_main(struct Task1 *this) { 20     B1_main(&amp;(this-&gt;b11));     B1_main(&amp;(this-&gt;b12)); } struct Task1 task1 = { 0, /* x init value*/ 25 0, /* y init value*/   { &amp;(task1.x), /*port v of b11 */     0 /* a init value */   }, /*b11*/   { &amp;(task1.y), /*port v of b12*/     0 /* a init value*/ 30 }, /*b12*/ }; void Task1() { 35 Task1_main(&amp;task1); } </pre>
--	---	--

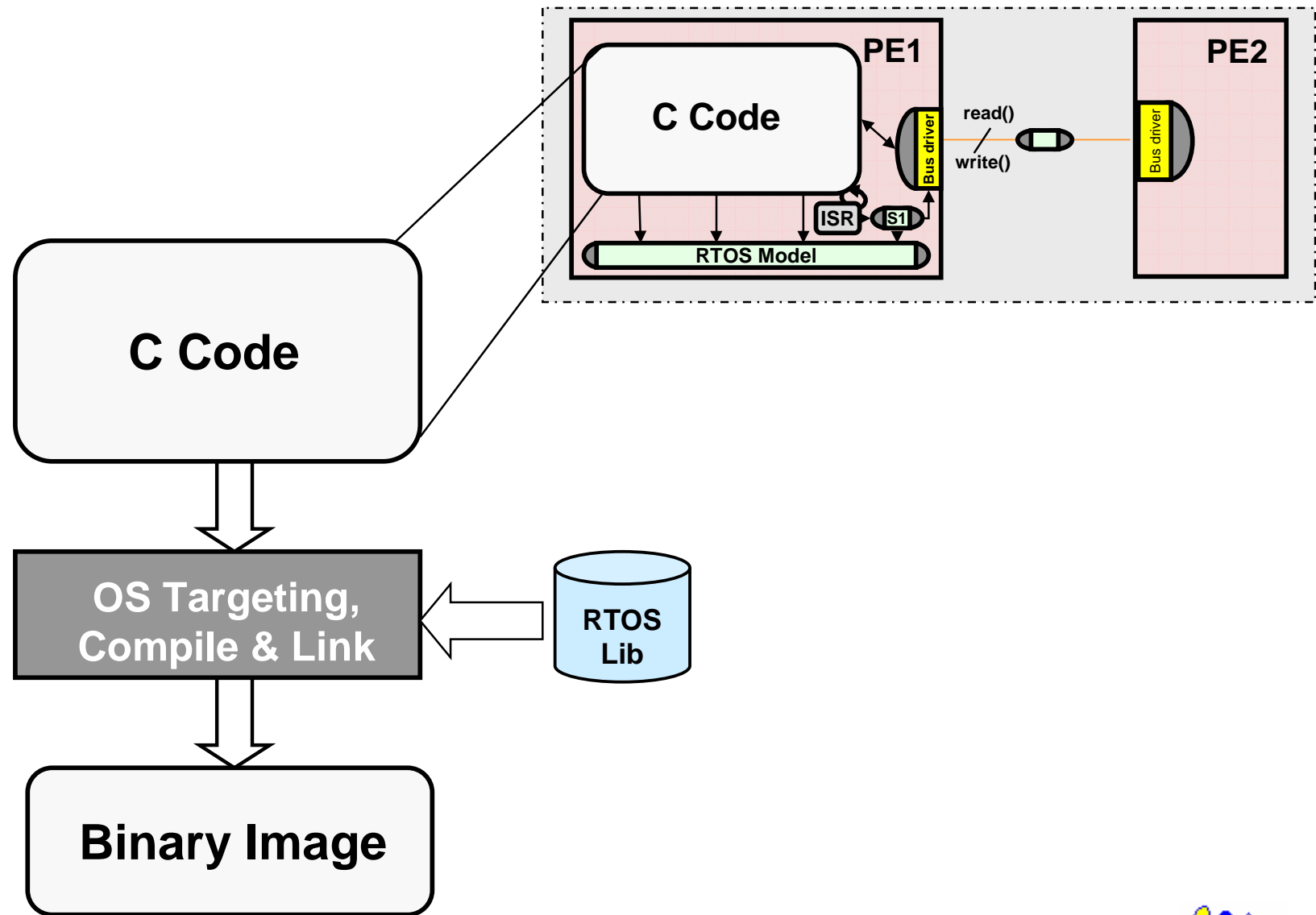
(a) SpecC Code

(b) C Code

# Operating System Targeting (a)

- **Task management (Scheduling)**
  - Implementing the abstract RTOS model interfaces by specific RTOS library APIs
  
- **Task communication**
  - Replacing methods of abstract RTOS channels with equivalent services of the target RTOS library routines

# Operating System Targeting (b)



# Operating System Targeting (c)

- Implement task management using pthread library

```
1 behavior B2B3(RTOS os)
  {
    Task_B2 task_b2(os);
    Task_B3 task_b3(os);
5
    void main(void) {
      task_b2.init();
      task_b3.init();
10
      os.par_start();

      par {
        b2.main();
        b3.main();
15
      }

      os.par_end();
  };
```

```
struct B2B3
{ struct Task_B2 task_b2;
  struct Task_B3 task_b3;};
void *B2_main(void *arg)
{ struct Task_B2 *this=(struct Task_B2*)arg;
  ...
  pthread_exit(NULL); }
void *B3_main(void *arg)
{ struct Task_B3 *this=(struct Task_B3*)arg;
  ...
  pthread_exit(NULL); }
void *B2B3_main(void *arg)
{ struct B2B3 *this= (struct B2B3*)arg;
  int status; pthread_t *task_b2, *task_b3;

  pthread_create(task_b2, NULL,
                 B2_main, &this->task_b2);
  pthread_create(task_b3, NULL,
                 B3_main, &this->task_b3);

  pthread_join(*task_b2, (void **)&status);
  pthread_join(*task_b3, (void **)&status);

  pthread_exit(NULL);
};
```

# Experiment

- **GSM Vocoder (voice encoder for mobile phones)**
- **Input model: 11,557 lines of SpecC code**
- **HW/SW partitioning:**
  - HW : Custom hardware co-processor ( codebook )
  - SW : ARM7DTI ( other part of the spec )
- **Output:**
  - HW: 5540 lines of Verilog code
  - SW: 7882 lines of C code



# Experimental Results

- **Implementation**
  - One task for voice encoding
  - Operating System uC-OSII
- **Code sizes**

	<i>SPEC</i>	<i>TLM</i>	<i>SW(TLM)</i>	<i>C</i>
<i>Behavior/Channel</i>	102	127	96	0
<i>Operations</i>	16,614	19,527	14,573	23,868
<i>Lines (of C code)</i>	11,557	12,606	10,920	7,882

- **Binary code for ARM**

	<i>Code Size</i>	<i>Data Size</i>
<i>Object File from C</i>	33KB	19KB
<i>Final Image</i>	47KB	28KB

# Summary and Conclusion

- **Embedded SW Generation in System-level Flow**
  - Refinement steps and algorithms
  - Task creation, Code generation, OS targeting
- **Applicable to system models written in SLDL**
  - SpecC, SystemC, ...
- **Software Synthesis frees the designer from manual coding**
- **High productivity gain**
  - Automatic                      seconds
  - Manual                            months
- **Verification of the generated code becomes easier**
  - Refinement-based approach generates well-structured code
  - Intermediate models are well-defined
- **Future work**
  - Focus on SW/HW driver synthesis
  - Improvements on OS targeting part
- **Additional information**
  - <http://www.cecs.uci.edu/~cad/sce.html>